










American Procurement Services: Distributor of Noctic Medical Equipment




**American Procurement Service: Medical
Equipment & Furniture Division**



**Please contact us for Pricing and product Information:
Info@Americanprocurement.com or Sales@Americanprocurement.com**



Item	Pic. and Model	Name	Description	Specification
1	 <p style="text-align: center;">APS-OB01</p>	<p style="text-align: center;">A045-1</p> <p style="text-align: center;">Obstetric bed Manual</p>	<p>This bed is designed for gynecological diagnostic, operation and parturition. It can be folded and easily dismantled.</p>	<p>Back section raised from the horizontal: $\geq 55^\circ$ Back section lowered from the horizontal: $\geq 20^\circ$ Seat section raised from the horizontal: $\geq 20^\circ$ Leg section lowered from the horizontal: $\geq 85^\circ$</p>
2	 <p style="text-align: center;">APS-OB02</p>	<p style="text-align: center;">A078</p> <p style="text-align: center;">Obstetric bed Manual</p>	<p>This bed is designed for parturition and gynaecological operation. It includes two parts: the bed and the legs. The bed can be raised or lowered hydraulically by means of an oil pump. The ascending and descending movements of the legs are controlled by the leading screw and operated by the handwheel.</p>	<p>Dimension: 1900×600×800(1000)mm Back section raised from the horizontal: $\geq 35^\circ$ Back section lowered from the horizontal: $\geq 10^\circ$ Seat section raised from the horizontal: $\geq 80^\circ$</p>
3	 <p style="text-align: center;">APS-OB03</p>	<p style="text-align: center;">A502</p> <p style="text-align: center;">Obstetric bed Manual</p>	<p>This table is suitable for surgical procedures of the head, neck, thorax and abdomen, perineum and extremities as well as for gynecological, otorhinolaryngology and orthopedics operation. It can be raised and lowered hydraulically by means of an oil pump. Various positions can be controlled from the head.</p>	<p>Dimension: 2040×480×800-1040mm Retroversion: $\geq 30^\circ$ Anteversion: $\geq 50^\circ$ Back section raised from the horizontal: $\geq 80^\circ$ Back section lowered from the horizontal: $\geq 8^\circ$ Head section raised from the horizontal: $\geq 30^\circ$ Head section lowered from the horizontal: $\geq 90^\circ$ Leg section lowered from the horizontal: $\geq 90^\circ$ Kidney bridge elevation: $\geq 120\text{mm}$</p>



4	 <p style="text-align: center;">APS-OB04</p>	<p style="text-align: center;">KL-CB.I Obstetric bed Electric</p>	<p>Note: Imported Denmark Linak gear engine Dimension (cm): 183×100×95 Wooden Package G.W. (KG): 350</p>	<p>Length: 2010mm± 50mm Width: 780mm± 20mm Min-max height: (680-980) ±30mm Backboard up folded: ≥80° Forward: ≥5° Backward: ≥15° Outside put of the horse base: ≥ 45° Foot supporter adjustment: ≥45</p>
5	 <p style="text-align: center;">APS-OB05</p>	<p style="text-align: center;">KL-FS.I Obstetric bed Electric</p>	<p>Note: Imported Denmark Linak gear engine Dimension (cm): 152×81×96 Wooden Package G.W. (KG): 240</p>	<p>Length: 1450mm Width: 520mm Height: 380mm-1050mm forward: ≥7° backward: ≥45° Auxiliary table: (length: 380mm; width: 440mm) Power voltage: 220V 50Hz Operation voltage: 24V</p>
6	 <p style="text-align: center;">APS-OB06</p>	<p style="text-align: center;">KL-FS.III Obstetric bed Manual</p>	<p>Note: manual Dimension (cm): 151×92×90 Wooden Package G.W. (KG): 300</p>	<p>Length: 1450mm Width: 520mm Height: 380mm-1050mm forward: ≥7° backward: ≥45° Auxiliary table: (length: 380mm; width: 440mm)</p>

7	 <p style="text-align: center;">APS-OB07</p>	<p style="text-align: center;">KL-2C Obstetric bed Manual</p>	<p>Note: Auxiliary table is dischargeable Dimension (cm): 147×92×92 Wooden Package G.W. (KG): 275</p>	<p>Length: 1900±50mm Width: 600±10mm Height: (750-950) ±50mm Back section fold upward: ≥60° fold downward: ≥5° Forward: ≥10° Backward: ≥20° Back section: 800×600mm Seat section: 410×600mm Auxiliary table: 600×600mm</p>
8	 <p style="text-align: center;">APS-OB08</p>	<p style="text-align: center;">KL-2D Obstetric bed Electric</p>	<p>Note: 1. Imported Denmark Linak gear engine 2. Auxiliary table is dischargeable 3. UP and down is electric, others are manual 4. Foot-operated Dimension (cm): 151.4×91.4×102.3 Wooden Package G.W. (KG): 260</p>	<p>Length: 1900±50mm Width: 600±10mm Height: (750-950) ±20mm Back section fold upward: ≥60° Forward: ≥10° Backward: ≥20° Back section: 800×600mm Seat section: 410×600mm Auxiliary table: 600×600mm</p>
9	 <p style="text-align: center;">APS-OB09</p>	<p style="text-align: center;">KL-2E Obstetric bed Electric</p>	<p>Note: 1. Imported Denmark Linak gear engine 2. Up & down, forward & backward are electric 3. Base & Table-board are stainless steel 4. Vessel is stainless steel Dimension (cm): 151.4×91.4×102.3 Wooden Package G.W. (KG): 266</p>	<p>Length: 1900±50mm Width: 600±10mm Height: (750-1000) ±50mm Back section fold upward: ≥60° Forward: ≥10° Backward: ≥15° Back section: 800×600mm Seat section: 410×600mm Auxiliary table: 520×500mm</p>

10	 <p style="text-align: center;">APS-OB10</p>	<p style="text-align: center;">KL-3A Obstetric bed Manual</p>	<p>Note: stainless steel Dimension (cm): 126×93×103 Wooden Package G.W. (KG): 110</p>	<p>Length: 1900±50mm Width: 600±20mm Height: 800±20mm Back section fold upward: ≥50° fold downward ≥15° Seat section fold upward: ≥30° fold downward ≥8° Leg board fold upward: ≥30° fold downward ≥30°</p>
11	 <p style="text-align: center;">APS-OB11</p>	<p style="text-align: center;">KL-4A Examination bed Manual</p>	<p>Note: stainless steel Dimension (cm): 150×78×95 Wooden Package G.W. (KG): 75</p>	<p>Length: 1400±30mm Width: 500±10mm Height: 750±20mm Back section fold upward: ≥30° fold downward ≥15°</p>
12	 <p style="text-align: center;">APS-OB12</p>	<p style="text-align: center;">KL-6 Orthopedics tractor rack</p>	<p>Dimension (cm): 172×57×57 Wooden Package G.W. (KG): 145</p>	<p>Length: 1500mm Width: 450mm Height: 750mm-1000mm Traction travel: 0-130mm Range of adjustment: 0°-180° horizontal</p>

13	 <p>APS-OB13</p>	<p>GTS2512C Obstetric bed Manual</p>	<p>Standard Fittings Main body of diagnosis treatment and diagnosis system 1 set Feet stand 1 pair</p> <p>Optional Fittings Flexible fiber light 1 set Magnetic pillow 1 piece Hands hold 1 pair Step stand 1 piece Legs stand (knees stand) 1 pair</p>	<p>Technical Parameters Length of diagnosis and treatment bed 1100mm Width of diagnosis and treatment bed 550mm Height of seat cushion 880mm Rated load 135Kgs Net weight ≤80Kgs</p>
14	 <p>APS-OB14</p>	<p>GTS2515B Obstetric bed Electric</p>	<p>Standard Fittings Main body of diagnosis and treatment bed 1 set Flexible fiber light 1 set Feet stand 1 pair Contaminant collecting bucket 1 piece Magnetic pillow 1 piece Manual panel 1 piece</p>	<p>Technical Parameters Total length of diagnosis and treatment bed 1300mm Width of diagnosis and treatment bed 550mm Backrest adjustment angle range 0-26 ° Min height of bed 550mm Max height of bed 1000mm Power supply/power 220V 50HZ/< 500W Weight 60Kgs</p>

15	 <p style="text-align: center;">APS-OB15</p>	<p style="text-align: center;">GTS2525</p> <p style="text-align: center;">Obstetric bed Electric</p>	<p>Standard Fittings</p> <p>Main body of diagnosis and treatment bed 1 set Flexible fiber light 1 set Feet stand 1 pair Contaminant collecting bucket 1 piece Magnetic pillow 1 piece Armrest (guardrail type) 1 pair Auxiliary stand (big) 1 set Water receiving container 1 piece Transfusion stand 1 set Hands hold 1 pair Manual panel 1 piece</p> <p>Optional Fittings</p> <p>Legs stand 1 pair Auxiliary stand (small) 1 set Moving auxiliary stand 1 set Armrest (extended type) 1 set</p>	<p>Technical Parameters</p> <p>Total length of delivery bed 1900mm Width of delivery bed 650mm Bed cushion width with armrest 850mm Backrest adjustment angle range -10-50 ° Min height of bed 550mm Max height of bed 980mm Dimension of auxiliary stand (small) 400*550mm Dimension of auxiliary stand (big) 500*590mm Dimension of moving auxiliary stand 650*800mm Power supply/power 220V 50HZ/< 500W Weight 200Kgs</p>
16	 <p style="text-align: center;">APS-OB16</p>	<p style="text-align: center;">GTS2545</p> <p style="text-align: center;">Obstetric bed Electric</p>	<p>Standard Fittings</p> <p>Main body of diagnosis and treatment bed 1 set Suction unit 1 set Flexible fiber light 1 set Knees stand 1 pair Hands hold 1 pair Armrest (extended type) 1 pair Contaminant collecting bucket 1 piece Magnetic pillow 1 piece Expandable instrument and apparatus stand 1 set Water receiving container (drawer type) 1 set Transfusion stand 1 set Manual panel 1 piece</p> <p>Optional Fittings</p> <p>Legs stand 1 pair Armrest (guardrail type) 1 pair Auxiliary stand (small) 1 set Moving auxiliary stand 1 set</p>	<p>Technical Parameters</p> <p>Total length of diagnosis and treatment bed 1350mm Width of diagnosis and treatment bed 550mm Bed cushion width with armrest 750mm Backrest adjustment angle range -10-50 ° Min height of seat cushion 550mm Max height of bed 980mm Max negative pressure of suction unit >0.09Mpa Dimension of auxiliary stand (small) 400*550mm Dimension of moving auxiliary stand 650*800mm Power supply/power 220V 50HZ/< 2000W Weight 240Kgs</p>

17	 <p style="text-align: center;">APS-OB17</p>	<p style="text-align: center;">MSB2650</p> <p style="text-align: center;">Obstetric bed Electric</p>	<p>Standard fittings Main body of obstetrics & sick bed 1 set Flexible fiber light 1 set Feet stand 1 pair Hands hold 1 pair Transfusion stand 1 set Manual panel 1 piece Guardrail 1 pair Head board of bed & tail board of bed 1 pair Feet board switch 1 piece Contaminant collector 1 piece</p> <p>Optional Fittings Knees stand 1 pair</p>	<p>Technical Parameters Length of mattress 2000mm Width of mattress 800mm Adjustment angle range of bed -5 °-25 ° Hoisted & dropped height range 550-950mm Backrest rotation angle range 0°-70° Power supply/power 200 50HZ/<700W</p>
18	 <p style="text-align: center;">APS-OB18</p>	<p style="text-align: center;">MSB2610</p> <p style="text-align: center;">Rest bed Electric</p>	<p>Technical Parameters Total length 1900mm Total width 760mm Width of mattress 600mm Height of mattress 400mm Backrest electric adjustment angle range 90°-180° Max height of backrest (90°) 980mm Min height backrest (180°) 500mm Power supply 200-240V Power 100W</p>	